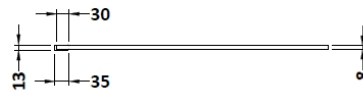
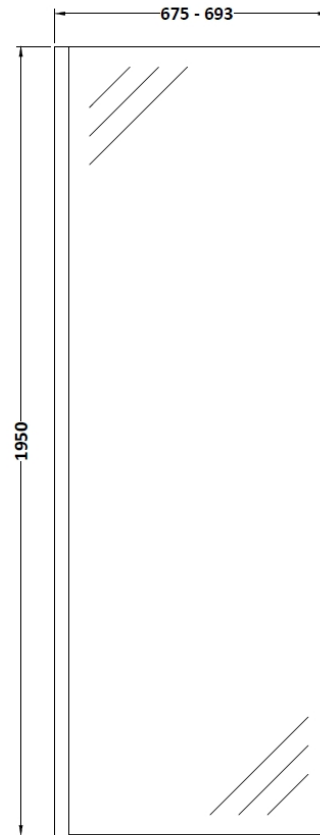
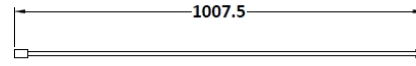


Sales Code: WRSB700

Description: Wetroom Screen 700 X1950mm

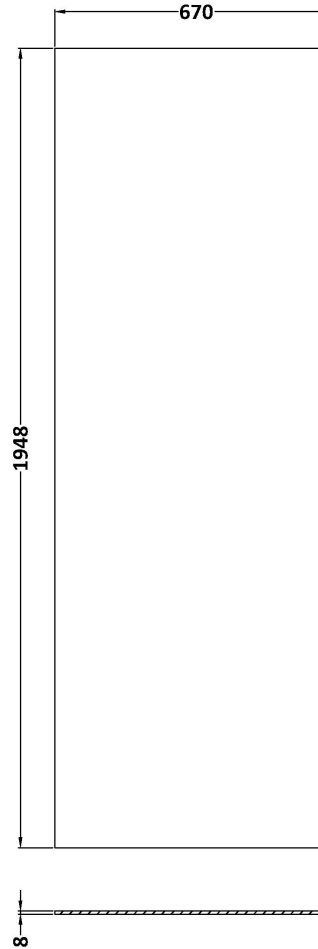
Packaging Details

Barcode: 5055369007424



Sales Code: WRSB700G

Description: Glass Only 700 X 1950 X 8mm



Product Dimensions

Height (mm):	1950
Width (mm):	700
Depth (mm):	8
Nett Weight (kg):	29.44

Packaging Dimensions

Height (mm):	65
Width (mm):	730
Length (mm):	2010
Gross Weight (kg):	29.44

Packaging Data

Box Colour:	Brown Cardboard Box - Printed
Box Qty:	1
Label Size:	100 x 50
Label Colour:	Not Applicable
Label Qty:	0

Outer Box Dimensions (If Applicable)

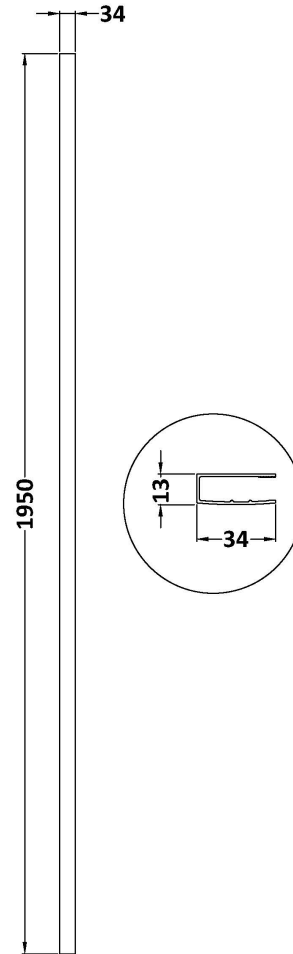
Height (mm):	
Width (mm):	
Depth (mm):	
Length (mm):	
Gross Weight (kg):	
Barcode:	5056462620718

Product Details

Country of Origin:	China
Fitting Instruction:	No
CE & UKCA:	Yes
Profile Material:	
Profile Finish:	Not Applicable
Adjustments (mm):	N/A
Entry Width (mm):	N/A
Swing In Dim (mm):	N/A
Swing Out Dim (mm):	N/A
Radius (mm):	Not Applicable
Glass Thickness (mm):	8
Easy Fit:	No
Easy Clean:	No
Handle Style:	Not Applicable
Handle Material:	Not Applicable
Enclosure Design:	Frameless
Wheel Type:	Not Applicable
Support Bar Included:	Support Bar Not Included
Extras:	None

Sales Code: WRSF018

Description: 1950 Wetroom Wall Channel Chrome



Product Dimensions

Height (mm):	1950
Width (mm):	
Depth (mm):	
Nett Weight (kg):	0.8

Packaging Dimensions

Height (mm):	40
Width (mm):	50
Length (mm):	1970
Gross Weight (kg):	0.8

Packaging Data

Box Colour:	Brown Cardboard Box - Printed
Box Qty:	1
Label Size:	100 x 50
Label Colour:	White Label
Label Qty:	1

Outer Box Dimensions (If Applicable)

Height (mm):	
Width (mm):	
Depth (mm):	
Length (mm):	
Gross Weight (kg):	
Barcode:	5056462620695

Product Details

Country of Origin:	China
Fitting Instruction:	No
CE & UKCA:	N/A
Profile Material:	Aluminium
Profile Finish:	Chrome
Adjustments (mm):	18mm
Entry Width (mm):	N/A
Swing In Dim (mm):	N/A
Swing Out Dim (mm):	N/A
Radius (mm):	Not Applicable
Glass Thickness (mm):	
Easy Fit:	Not Applicable
Easy Clean:	Not Applicable
Handle Style:	Not Applicable
Handle Material:	Not Applicable
Enclosure Design:	Not Applicable
Wheel Type:	Not Applicable
Support Bar Included:	Support Bar Not Included
Extras:	None

Sales Code: FIX023

Description: Wetroom Screen Support Arm Chrome



Product Dimensions

Height (mm):	15
Width (mm):	150
Depth (mm):	1000
Nett Weight (kg):	0.67

Packaging Dimensions

Height (mm):	35
Width (mm):	160
Length (mm):	1020
Gross Weight (kg):	0.7

Packaging Data

Box Colour:	Brown Cardboard Box
Box Qty:	1
Label Size:	100 x 50
Label Colour:	White Label
Label Qty:	1

Outer Box Dimensions (If Applicable)

Height (mm):	
Width (mm):	
Depth (mm):	
Length (mm):	
Gross Weight (kg):	
Barcode:	5056211800002

Product Details

Country of Origin:	China
Fitting Instruction:	No
CE & UKCA:	N/A
Profile Material:	Stainless Steel
Profile Finish:	Chrome
Adjustments (mm):	N/A
Entry Width (mm):	N/A
Swing In Dim (mm):	N/A
Swing Out Dim (mm):	N/A
Radius (mm):	Not Applicable
Glass Thickness (mm):	
Easy Fit:	Not Applicable
Easy Clean:	Not Applicable
Handle Style:	Not Applicable
Handle Material:	Not Applicable
Enclosure Design:	Not Applicable
Wheel Type:	Not Applicable
Support Bar Included:	
Extras:	None